



THE OCEAN RACE EUROPE

MEDIA ACCREDITATION REQUEST GUIDE

- Accreditation deadline: 48 hours prior the first intervention at the event -

MEDIA ACCREDITATION REQUEST PROCESS

To start the accreditation request process, you must access the link <https://links.xms.events/theoceanraceeurope> and log in (if you have used this platform in other events like LV 37th America's Cup) or REGISTER (if you have never used it before). If you're unsure or don't remember your access credentials, you can click on "*Forgot password?*" and the system will assist you in resolving it.

The media accreditation request is designed for each individual interested in applying for accreditation to do so independently. **Every single register allows you to request one credential.**



**Kiel, Portsmouth, Matosinhos,
Cartagena, Nice, Genova, Boka Bay**
August 6 - September 21, 2025

Sign in

	Email
	Password

☐ Stay connected

[SIGN IN →](#)


[REGISTER !\[\]\(6f202e06c4f75b30561a39876da8010e_img.jpg\)](#)

[Forgot password?](#)

If your choice is to register because you haven't used this platform before, you will see the following screen where you need to enter the requested information:

(You can change the Language by selecting the Language selection tab in the upper right part of the screen)

Register



Click on the image to upload – File size: up to 4MB, formats accepted: .jpg, .png, .jpeg

Password must contain a number, an uppercase character, a lowercase character.

[< BACK](#)

[REGISTER >](#)

After entering your data, you will be indicated to confirm your email and you will receive the email below:

The Ocean Race Europe <no-reply@xms.events>
for me

Dear User,

Thank you for registering for accreditation for **The Ocean Race Europe**.

Please note that this has not been a request for accreditation, just registration as a user on the platform, you need to log in and proceed with your request. To confirm your account and request your accreditation, please click on the link below.

LINK

Thank you,

Accreditation Office
accreditations@theoceanrace.com

You must click on the link to confirm your email address. Then you will see this message, and you will be able to **LOG IN** (remember that you can change the language by clicking on the "Language" tab):

Email Already Confirmed

[Back to login](#)



Upon selecting BACK TO LOGIN, you will be able to enter the email you registered with and the password you chose:



**Kiel, Portsmouth, Matosinhos,
Cartagena, Nice, Genova, Boka Bay**
August 6 - September 21, 2025

Sign in

☐ Stay connected

[SIGN IN →](#)

[REGISTER !\[\]\(5ee7b0a6e13dddf975c74ce12294f7c3_img.jpg\)](#)

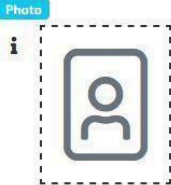
[Forgot password?](#)

Once logged in, you will be directed to a landing page where you must select the type of accreditation you wish to apply for. In this case, you must choose **MEDIA**. (The General credential, Credential, is for other groups such as Organization, Volunteers, etc.).



Once you have clicked on MEDIA, a form will open where you must complete a series of mandatory fields.


STEP 1: Person's profile. At this point you must upload a photo that meets the requirements (you can click on the “i” next to the image upload field to see the specifications). **Birth date format must be DD/MM/YYYY.**

Profile	Media Info	Additional Info
<div>  <p>(Click on the image to upload – File size: between 250KB and 4MB, formats accepted: .jpg, .png, .jpeg) *</p> </div>		
First name *	Last name *	
Gender * Choose An Option	Birth Date * dd / mm / aaaa	
Birth City *	Birth Country * Select Birth Country	
Email *	Mobile *	
Document type	Document number	
Document expire * dd / mm / aaaa		

STEP 2: Media info. OPTION 1 as not a Freelancer.

Profile	Media info	Additional info
Media Company Name *		
<input type="radio"/> Freelance		
Assigning Editor/Producer		Editor Email
Media Phone		

STEP 2: Media info, OPTION 2 as a Freelance. It is mandatory to upload an Assignment Letter.

Profile	Media info	Additional info	
<div>Media Company Name *</div> <div>Freelance</div> <div>Assignment letter *</div> <div>  </div> <div>(Click on the image to upload – File size: up to 4MB, formats accepted: .jpg, .png, .jpeg, .pdf)</div>			

STEP 3: Additional information and personal details. Pay special attention when selection the **ROLE** of the requestl.

In this step you must select the Host City you will be attending.

Profile	Media Info	Additional Info	
<div>Badge Role *</div> <div> <div>Accreditation Days *</div> <div>Select Value</div> </div> <div>Notes</div>			

STEP 4: Terms and Conditions

Profile	Media Info	Additional Info	
<div> To see terms and conditions click here </div> <div> <input type="checkbox"/> I Accept Terms And Conditions </div> <div>Save</div>			

Once selected “Save”, the request will be sent. You will be able to see the Credential Box showing the “Draft” notification.

You will have received an email indicating the request has been received. Once reviewed by the organization, you will receive an email confirming or denying the request. **If approved, you will receive more details for the collection.**



In order to speed up the process of delivering the credential to the accreditation center, it is important that the photograph meets the following requirements:

The photograph must be:

- In color
- Taken within the last year to reflect your current appearance
- Taken in full-face view directly facing the camera, leaving some space around the head
- With a neutral facial expression, both eyes open, and no other people in the background
- The entire face must be visible. Do not wear sunglasses, a hat that covers your head, unless worn daily for a religious purpose.

Photo specifications:

- File type: JPG or .JPEG
- File size: between 250KB and 4MB.
- Aspect ratio: Portrait, 4:3
- Pixels: no less than 900 pixels wide by 1200 pixels high or no more than 4500 pixels wide by 6000 pixels high

Here are some examples of correct and incorrect photographs:





For any questions or requests, you can contact the organization via email at accreditations@theoceanrace.com and we will assist you as soon as possible.